Volvo Construction Equipment
Building Tomorrow

EC530E

Volvo Excavators 54.0 - 56.4 t 462 hp



WELCOME TO OUR WORLD

Welcome to a world of industry leading machinery. A world where imagination, hard work and technological innovation will lead the way towards developing a future which is cleaner, smarter, and more connected. A world supported by the enduring values of the Volvo Group. A world of stability, sustainability and innovation. A world which we put our customers at the heart of.

Welcome to the world of Volvo Construction Equipment – we think you're going to like it here.

Working harder, working smarter

For over 180 years Volvo has been a pioneer in the design and manufacture of machines which set the standard for efficiency, performance and uptime. Across our range of excavators, wheel loaders and haulers, our reputation for engineering excellence is unrivalled, which means whatever your operation or application, we can provide a total fleet solution to help you succeed.

Building on our proud history, the Volvo Concept Lab continues to create cutting-edge ideas and innovative concepts, to ensure we offer customers machines which work harder and smarter long into the future.



Solutions for you

Our industry leading machines are just the start of your relationship with Volvo. As your partner, we have developed an extensive range of additional solutions to help you improve uptime, boost productivity and reduce costs.

Designed for your business

Structured across nine blocks, our portfolio of products and services are designed to complement your machine's performance and boost your profitability. Simply put, we offer some of the best guarantees, warranties and technological solutions in the industry today.

There when you need us

Whether you're buying new or used, our global network of dealers and technicians offer around-the-clock support, including machine monitoring and world-class parts availability. It's the basis of everything offered by Volvo Services, so you can be confident we've got you covered right from the start.

BUILDING TOMORROW

A purpose-built 50-tonner

Introducing the EC530E, true 50-tonne machines and new size class excavators for Volvo. Outstanding levels of power and productivity make these crawler excavators the perfect partner for heavy-duty digging, mass excavation and large site preparation.

Big performance

The 50-tonne EC530E truly punches above its weight, delivering the digging forces and lifting capacity more commonly found in a 60-tonne machine. Featuring the highest engine power in their class, these machines deliver superior swing torque and tractive force.





Less passes, more work

Optimize fleet use by up to 20%. These 50-tonne excavators are the perfect partner to 30-40t class Volvo articulated haulers, reducing the number of required passes – dramatically improving cycle times. With the additional support of Volvo Site Simulation, your Volvo dealer can work with you to advise on the optimum fleet configuration and site set-up for your operation.

A weight off your mind

Take control of your productivity with the optional On-Board Weighing – part of the Dig Assist set of apps and powered by the 10" Volvo Co-Pilot display. The intelligent tool provides real-time information on bucket weight ensuring the optimum amount of material is moved with every pass. The system also records total tonnage, per shift or per day, to provide powerful long-term productivity data.







SET NEW STANDARDS

These true 50-tonne crawler excavators, equipped with large buckets, boost productivity by up to 20% – setting new standards for the industry.



25% MORE FUEL EFFICIENCY

Take fuel efficiency to new levels in the EC530E. The next generation electro-hydraulic system with Independent Metering Valve Technology produces up to a 25% improvement in fuel efficiency. Engine pump optimization, which lowers engine rpm while optimizing power, and optimized hydraulic piping and size routings, further contribute towards the incredible levels of fuel efficiency.

Less cost, more profit

Reduce costs and boost profits in the EC530E. Features including new electro-hydraulic system, Volvo attachments and operator training all contribute towards the unrivalled levels of efficiency delivered by this 50-tonne crawler excavator.

Unique Independent Metering Valve Technology

The latest pioneering innovation from Volvo, the next generation electro-hydraulic system with Independent Metering Valve Technology is the most advanced hydraulic system in the industry. The system provides intelligent electronic control with more control variable, compared to a conventional mechanically coupled hydraulic system. The result is maximum controllability and efficiency according to the specific application at hand.



The right tool for the job

Take on a variety of tasks with our range of factory-delivered attachments, including quick couplers and buckets. Perfectly matched to your machine, Volvo attachments are designed to create a single solid and reliable unit, delivering faster and more fuel-efficient cycle times. What's more, the machine is prepared with the necessary auxiliary piping to power hydraulic attachments such as breakers, thumbs, shears, grapples and more.



Get the most from your machine

While reliable and efficient machines of course play a vital role in reducing costs, enhancing safety and maximizing productivity, it is ultimately the performance of the operator that really makes the difference. We offer a wide range of training initiatives to help operators unlock the full capability of their Volvo excavator.



Even more efficiency

Fuel is the industry's number one operational cost and Fuel Efficiency Reports help to identify areas where efficiency improvements can be made, providing clear insights into the fuel performance of a fleet, site or individual machine. If you need further support putting insight into action, your Volvo dealer is on hand to help you develop a plan to deliver long-term efficiency gains.



Ultimate control

Welcome to the ultimate in operator control and convenience. The revolutionary new generation electro-hydraulics with Independent Metering Valve Technology enable a range of intelligent functions which take the operator experience to new levels, including creep mode, motion priority functions, reduced bouncing and Comfort Drive Control.

Carry with care

The perfect solution for lift and carry operations, creep mode utilizes an independent pump flow during travel to maintain a constant and slower travel speed.



Comfortable travel

For easy operation and reduced operator fatigue, Comfort Drive Control gives operators the opportunity to steer the machine using the advanced joystick rollers with index finger grip, instead of using the pedals.



A smoother shift

Boom and arm bouncing reduction technology dramatically reduces machine shock, resulting in a more comfortable and productive operator performance.





ADAPT TO THE JOB

Operators can easily select and adjust a number of functions depending on personal preferences and the task at hand, including Boom/Swing and Boom/Travel priority which enables prioritization of one function over another. Operators can also easily adjust the boom down speed, ideal for precision tasks which require optimum control.



EASY AS 1, 2, 3

Reach the upper structure with safety and confidence thanks to 3-point right-hand side access, also providing access to the handily located UREA/DEF tank. A splash guard on the UREA tank makes filling quicker and easier, reducing the risk of spillage and subsequent corrosion.

For your comfort and safety

Whether working inside or on the machine, features such as unrivalled visibility and 3-point right-hand side access mean you can be sure that the highest levels of safety have been considered in every design detail of the EC530E.

See it all

Operators benefit from outstanding visibility thanks to rear and side-view cameras. Furthermore, the optional Volvo Smart View uses front, rear and side cameras to provide a real-time, overhead view of the machine, resulting in safer machine rotation while working, especially in confined spaces.











Industry-renowned cab

Step inside the best cab on the market. The ROPS cab exceeds industry standards for this class of machine, and with low noise and low vibration, operators will experience the ultimate in comfort. Already boasting best-in-class visibility, the optional high visibility cab and one-piece front window enhance visibility even more.



Get around safely

Industry renowned features such as bolted anti-slip plates, high visibility guardrails and handrails ensure the highest levels of safety when negotiating the machine. For further convenience, the optional foldable cab entrance step and side walkways fold away to enable easier transportation.



Work harder for longer

Reduced maintenance requirements, durable design and outstanding reliability means you can count on the EC530E to deliver optimum results – shift after shift, day after day.

For the toughest tasks

The 50-tonne EC530E are designed to deliver performance which lasts, with an ultra-durable and reinforced undercarriage providing the durability and strength you would expect from a 60-tonne machine. Combine this with a super-strong upper and lower frame, and boom and arm with larger pin size, and these machines are ready to take on the toughest of applications.



Machine monitoring made easy

Maximize machine uptime and reduce repair costs with the CareTrack telematic system.



Keeping you moving

Maintain productivity and machine uptime with our range of widely available, tested and approved Genuine Volvo Parts – all backed by Volvo warranty. Your Volvo dealer can help you stay on track, offering flexible maintenance and repair options, as well as planned servicing, to extend the life of your excavator.





UPTIME YOU CAN COUNT ON

Hydraulic pilot lines have been removed in the EC530E, reducing the number of couplings required, for increased machine reliability. Electric connectors which exceed Ingress Protection 69K water-proofed standards also contribute to long component life. Spend more time working without interruption thanks to 500-hour engine oil and engine oil filter change intervals; grouped filters accessible from the ground level make servicing quick and easy.

Move more for less

VOLVO SERVICES: BOOST YOUR PROFITS

- On-Board Weighing, powered by Volvo Co-Pilot (Dig Assist)
- Range of matched Volvo Attachments
- Volvo Site Simulation

TRUE 50-TONNE PERFORMANCE

- Big buckets, 20% more productivity
- Highest engine power of its class
- Superior swing torque and tractive force
- Digging forces/lifting capacity commonly found in a 60-tonne machine

BIG ON EFFICIENCY

- Electro-hydraulic system with Independent Metering Valve Technology: +25% fuel efficiency
- Engine pump optimization
- Optimized hydraulic piping & size routing

ULTIMATE CONTROL

- Boom/Swing and Boom/Travel priority
- Adjustable boom down speed
- Boom and arm bouncing reduction
- Creep mode: carry with care
- Comfort Drive Control: joystick steering





QUICK AND EASY SERVICING

- 3-point right-hand side access to the upper structure
- Removed hydraulic pilot lines: reduced need for oil couplings
- Splash guard on the UREA/DEF tank
- Grouped filters, accessed from ground-level or side walkway

GET AROUND SAFELY

- ROPS cab: spacious, ergonomic and low-noise
- Rear and side cameras, Volvo Smart View
- High-visibility cab, One-piece front window
- Bolted anti-slip plates
- Foldable walkways
- High visibility handrails/guardrails

WORK HARDER FOR LONGER

- Ultra-durable and reinforced undercarriage, upper and lower frame
- Reinforced digging equipment, including larger pin size
- Electric connectors exceeding Ingress Protection 69K water-proofed standards

Volvo EC530E in detail

Engine

Volvo diesel engine uses Volvo Advanced Combustion Technology (V-ACT) to deliver lower emissions, superior performance and fuel efficiency.
The engine uses precise, high pressure fuel injectors, turbo charger and intercooler, and electronic engine controls to optimize machine performance.
Air Filter: 3-stage and precleaner.
Automatic Idling System: Reduces engine speed to idle when the levers and pedals are not activated resulting in less fuel consumption and low cab noise levels.

Engine	Volvo	D13J
Max power at	r/min	1 600
Net, ISO 9249/SAE J1349	kW	339
	hp	461
Gross, ISO 14396/SAE J1995	kW	340
	hp	462
Max torque	Nm	2 200
at engine speed	r/min	1 300
No. of cylinders		6
Displacement	l	12.8
Bore	mm	131
Stroke	mm	158

Electrical System

High-capacity electrical system that is well protected. Waterproof double-lock harness plugs are used to secure corrosion-free connections. The main relays and solenoid valves are shielded to prevent damage. The master switch is standard.

Voltage	V	24
Batteries	V	2 x 12
Battery capacity	Ah	200
Alternator	V/A	28/80

Undercarriage

The undercarriage has a robust X-shaped frame. Greased and sealed track chains are standard.

EC530E

Track shoes		2 x 50
Link pitch	mm	228.6
Shoe width, triple grouser	mm	600 / 750 / 900
Shoe width, double grouser	mm	600
Bottom rollers		2 x 9
Top rollers (retractable)		2 x 3

Cab

The operator's cab has easy access via a wide door opening. The cab is supported on hydraulic dampening mounts to reduce shock and vibration levels. These along with sound absorbing lining provide low noise levels. The cab has excellent all-round visibility. The front windshield can easily slide up into the ceiling, and the lower front glass can be removed and stored in the side door.
Integrated air-conditioning and heating system: The pressurized and filtered cab air is supplied by an automatically-controlled fan. The air is distributed throughout the cab from 14 vents.
Ergonomic operator's seat: The adjustable seat and joystick console move independently to accommodate the operator. The seat has nine different adjustments plus a seat belt for the operator's comfort and safety.
Refrigerant of the type R134a is used when this machine is equipped with air conditioning. Contains fluorinated greenhouse gas R134a, Global Warming Potential 1.430 t CO2-eq.

Hydraulic system

Main pump, Type 2 x Variable displacement axial piston pumps

Maximum flow	l/min	2 x 416

Pilot pump, Type Gear pump

Maximum flow	l/min	16

Max. pressure

Implement	MPa	33.8/36.3
Travel circuit	MPa	33.8
Slew circuit	MPa	27.9
Pilot circuit	MPa	3.9

Hydraulic Motors

Travel: Variable displacement axial piston motor with mechanical brake.
Slew: Fixed displacement piston motor with mechanical brake.

Hydraulic Cylinders

Mono boom		2
Bore x Stroke	ø x mm	175 x 1 590
Arm		1
Bore x Stroke	ø x mm	190 x 1 942
Bucket		1
Bore x Stroke	ø x mm	170 x 1 330
ME Bucket		1
Bore x Stroke	ø x mm	180 x 1 335

Travel System

Each track is powered by an automatic two-speed shift travel motor. The track brakes are multi-disc, spring-applied and hydraulic released. The travel motor, brake and planetary gears are well protected within the track frame.

Max. drawbar pull	kN	350
Max. travel speed (low)	km/h	3.5
Max. travel speed (high)	km/h	5.4
Gradeability	°	35

Swing system

The swing system uses an axial piston motors, driving a planetary gearbox for maximum torque. An automatic holding brake and anti-rebound valve are standard.

Max. slew speed	r/min	9.4
Max. slew torque	kNm	197

Service Refill

Fuel tank	l	680
DEF/AdBlue® tank	l	62.5
Hydraulic system, total	l	590
Hydraulic tank	l	270
Engine oil	l	55
Engine coolant	l	66
Slew reduction unit	l	2 x 6.4
Travel reduction unit	l	2 x 8.0

Sound Level

Sound pressure level in cab according to ISO 6396		
L_{pA}	dB	71
External sound level according to ISO 6395 and EU Noise Directive 2000/14/EC		
L_{WA}	dB	107

Specifications

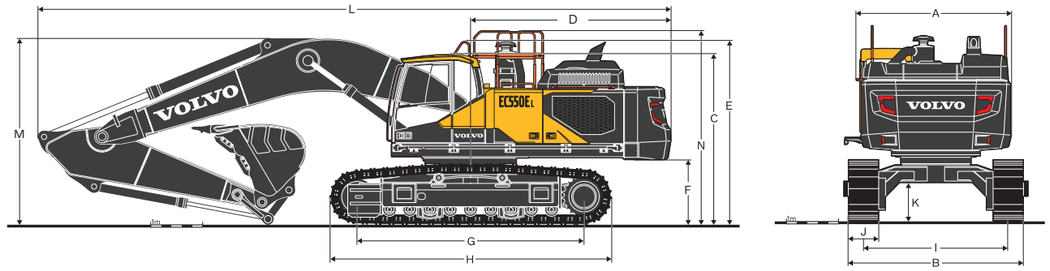

DIMENSIONS

Description	Unit	EC530E retractable undercarriage					
Boom	**m**	**6.5 ME**		**7.0 HD**			
Arm	**m**	**2.55**	**3.0**	**2.55**	**3.0**	**3.35**	**3.9**
A. Overall width of upper structure	mm	2 990	2 990	2 990	2 990	2 990	2 990
B. Overall width (retracted)	mm	2 990	2 990	2 990	2 990	2 990	2 990
Overall width (extended)	mm	3 490	3 490	3 490	3 490	3 490	3 490
C. Overall height of cab *	mm	3 415	3 415	3 415	3 415	3 415	3 415
D. Tail swing radius	mm	3 880	3 880	3 880	3 880	3 880	3 880
E. Overall height of Handrail *	mm	3 670	3 670	3 670	3 670	3 670	3 670
F. Counterweight clearance *	mm	1 370	1 370	1 370	1 370	1 370	1 370
G. Tumbler length	mm	4 400	4 400	4 400	4 400	4 400	4 400
H. Track length	mm	5 460	5 460	5 460	5 460	5 460	5 460
I. Track gauge (retracted)	mm	2 390	2 390	2 390	2 390	2 390	2 390
Track gauge (extended)	mm	2 890	2 890	2 890	2 890	2 890	2 890
J. Shoe width	mm	600	600	600	600	600	600
K. Min. ground clearance *	mm	735	735	735	735	735	735
L. Overall length	mm	11 770	11 760	12 270	12 260	12 240	12 235
M. Overall height of boom *	mm	4 400	4 340	4 200	4 010	3 910	3 930
N. Overall height of guardrail, unfolded	mm	3 870	3 870	3 870	3 870	3 870	3 870
N. Overall height of guardrail, folded	mm	3 385	3 385	3 385	3 385	3 385	3 385

* Without shoe grouser

Specifications

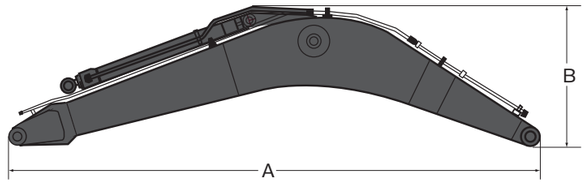

DIMENSIONS

Boom	m	6.5 ME	7.0 HD
A. Length	mm	6 780	7 280
B. Height	mm	1 910	1 785
Width	mm	906	906
Weight*	kg	5 140	5 025

* Includes arm cylinder, piping and pin

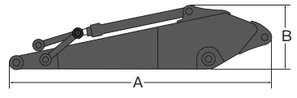

DIMENSIONS

Arm	m	2.55	3.0	3.35	3.9
A. Length	mm	3 805	4 270	4 620	5 170
B. Height	mm	1 260	1 260	1 260	1 260
Width	mm	605	605	605	605
Weight*	kg	2 710	2 920	2 875	3 030

* Includes bucket cylinder, linkage and pin

MACHINE WEIGHTS AND GROUND PRESSURE

Description	Shoe width	EC530E with RETRACTABLE undercarriage, 7.0 m boom, 3.35 m arm, 2 800 kg bucket, 10 600 kg counterweight	
		Operating weight	Ground pressure
	mm	kg	kPa
Triple grouser	600	54 140	92.7
	750	54 920	75.3
	900	55 700	63.6
Double grouser	600	54 010	92.5

BUCKET SELECTION GUIDE

Bucket type		Capacity	Cutting width	Weight	Teeth	EC530EL retractable undercarriage, 600 mm shoe, 10 600 kg counterweight					
						6.5 m ME boom		7.0 m boom			
		L	mm	kg	EA	2.55 m	3.0 m	2.55 m	3.0 m	3.35 m	3.9 m
Direct fit Buckets	General purpose	2 840	1 940	2 543	5	C	C	C	C	C	C
		3 310	2 190	2 830	6	C	C	C	C	B	B
		3 600	2 060	3 078	6	C	C	C	B	B	A
		4 000	2 240	3 247	6	C	B	B	A	A	X
	Heavy duty	2 400	1 710	2 488	5	D	D	D	D	D	D
		2 660	1 840	2 576	5	D	D	D	D	D	C
		2 840	1 940	2 671	5	D	D	D	D	C	C
		3 310	2 190	2 973	6	D	C	C	C	B	B
		3 600	2 060	3 124	6	C	C	B	B	B	A
		3 820	2 160	3 219	6	C	B	B	B	A	X
Buckets with UQC	General purpose	2 840	1 940	2 543	5	C	C	C	C	C	B
		3 310	2 190	2 830	6	C	C	B	B	A	A
		3 600	2 060	3 078	6	C	B	B	A	A	X
		4 000	2 240	3 247	6	B	A	A	X	X	X
	Heavy duty	2 400	1 710	2 488	5	D	D	D	D	D	C
		2 660	1 840	2 576	5	D	D	D	C	C	B
		2 840	1 940	2 671	5	D	D	D	C	B	B
		3 310	2 190	2 973	6	C	C	B	B	A	X
		3 600	2 060	3 124	6	C	B	B	A	X	X
		3 820	2 160	3 219	6	B	B	A	X	X	X

Please consult with your Volvo dealer for the proper match of buckets and attachments to suit the application. The recommendations are given as a guide only, based on typical operation conditions.
Bucket capacity based on ISO 7451, heaped material with a 1:1 angle of repose.

X : Not recommended
Maximum materal density
D: 2 100 kg/m³
C: 1 800 kg/m³
B: 1 500 kg/m³
A: 1 200 kg/m³

Specifications

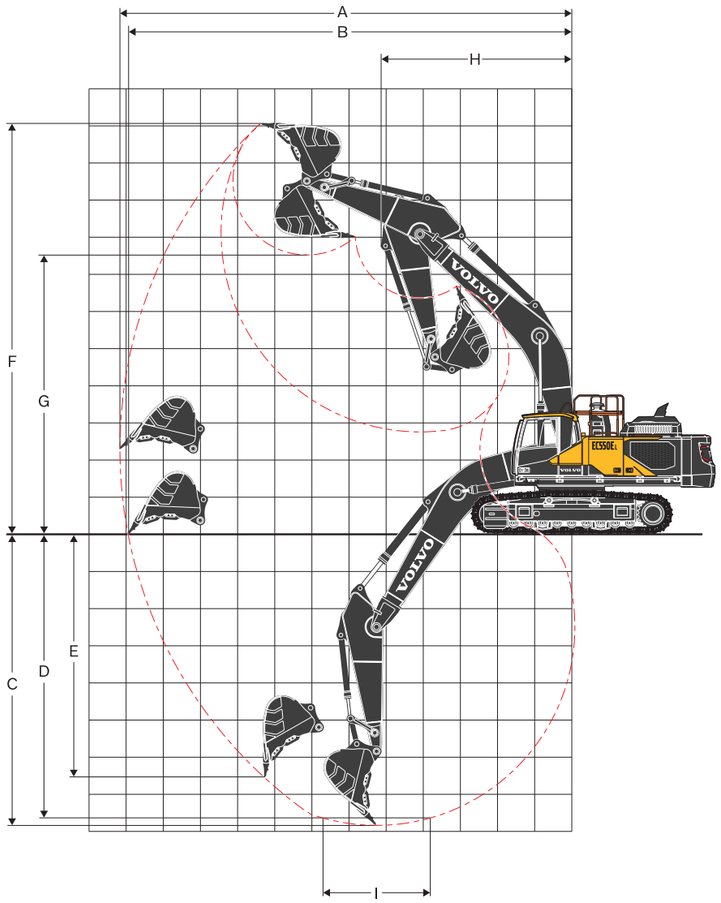

WORKING RANGE

Description			Unit	EC530E					
Boom			m	6.5 ME		7.0 HD			
Arm			m	2.55	3.0	2.55	3.0	3.35	3.9
A. Max. digging reach			mm	10 970	11 330	11 490	11 850	12 180	12 680
B. Max. digging reach on ground			mm	10 690	11 060	11 220	11 590	11 930	12 430
C . Max. digging depth			mm	6 450	6 900	6 890	7 340	7 690	8 240
D. Max. digging depth (2.44 m level)			mm	6 280	6 750	6 720	7 190	7 550	8 110
E. Max. vertical wall digging depth			mm	5 680	5 850	5 980	6 090	6 410	6 840
F. Max. cutting height			mm	10 740	10 740	11 060	11 060	11 210	11 380
G. Max. dumping height			mm	7 100	7 160	7 450	7 510	7760	7 850
H. Min. front slew radius			mm	4 810	4 780	5 210	5 170	5 140	5 050
DIGGING FORCES WITH DIRECT FIT BUCKET									
Bucket radius			mm	1 965	1 965	1 840	1 840	1 840	1 840
Breakout force - bucket	Normal	SAE J1179	kN	267	267	251	251	251	251
	Power boost	SAE J1179	kN	287	287	269	269	269	269
	Normal	ISO 6015	kN	307	307	287	287	287	287
	Power boost	ISO 6015	kN	329	329	308	308	308	308
Tearout force - dipper arm	Normal	SAE J1179	kN	247	227	258	236	220	196
	Power boost	SAE J1179	kN	265	243	277	253	235	210
	Normal	ISO 6015	kN	256	233	264	241	223	199
	Power boost	ISO 6015	kN	274	250	284	258	240	213
Rotation angle, bucket			°	168	168	178	178	178	178

LIFTING CAPACITY EC530E

Lifting capacity at the arm end without bucket.

For lifting capacity including bucket, simply subtract actual weight of the direct fit bucket or the bucket with quick coupler from the following values.

	Lifting Point		1.5 m		3.0 m		4.5 m		6.0 m		7.5 m		9.0 m		10.5 m		Max. reach		
			Along UC	Across UC	Along UC	Across UC	Along UC	Across UC	Along UC	Across UC	Along UC	Across UC	Along UC	Across UC	Along UC	Across UC	Along UC	Across UC	m
Boom: 6.5 m ME Arm: 2.55 m Shoe: 600 mm CWT: 10 600 kg	9.0 m	kg															*13 710	*13 710	6.1
	7.5 m	kg															*12 460	*12 460	7.4
	6.0 m	kg							*15 460	*15 460	*14 090	12 440					*12 040	10 660	8.2
	4.5 m	kg					*23 390	*23 390	*17 640	16 900	*15 010	12 090					*12 100	9 520	8.7
	3.0 m	kg							*19 980	16 060	*16 180	11 680					*12 560	8 990	9.0
	1.5 m	kg					*18 660	*18 660	*21 670	15 450	*17 140	11 330					*13 500	8 890	8.9
	0 m	kg					*28 330	23 320	*22 260	15 160	17 370	11 140					14 190	9 250	8.6
	-1.5 m	kg			*21 630	*21 630	*28 310	23 460	*21 610	15 150	*16 880	11 150					*15 260	10 210	8.0
	-3.0 m	kg			*32 180	*32 180	*25 040	23 850	*19 280	15 410							*15 320	12 330	7.1
Boom: 6.5 m ME Arm: 3.0 m Shoe: 600 mm CWT: 10 600 kg	9.0 m	kg															*11 410	*11 410	6.6
	7.5 m	kg									*12 870	12 700					*10 570	*10 570	7.8
	6.0 m	kg									*13 210	12 510					*10 290	9 900	8.6
	4.5 m	kg					*21 510	*21 510	*16 610	*16 610	*14 260	12 110	*11 970	9 070			*10 400	8 890	9.1
	3.0 m	kg					*26 640	24 540	*19 080	16 100	*15 540	11 650	13 530	8 870			*10 850	8 400	9.3
	1.5 m	kg					*25 960	23 390	*21 030	15 400	*16 660	11 250	13 320	8 680			*11 670	8 290	9.3
	0 m	kg					*30 000	23 040	*21 960	15 010	17 230	10 990	13 210	8 580			*13 090	8 570	9.0
	-1.5 m	kg			*21 810	*21 810	*28 870	23 080	*21 720	14 910	*17 020	10 930					14 490	9 370	8.4
	-3.0 m	kg			*35 110	*35 110	*26 170	23 410	*19 990	15 090	*15 060	11 150					*14 890	11 070	7.5
	-4.5 m	kg					*20 920	*20 920	*15 290	*15 290							*14 610	*14 610	6.2
Boom: 7.0 m HD Arm: 2.55 m Shoe: 600 mm CWT: 10 600 kg	7.5 m	kg									*13 100	12 640					*12 630	11 270	8.0
	6.0 m	kg									*13 640	12 390					*12 280	9 560	8.8
	4.5 m	kg							*17 810	16 580	*14 760	11 960	*13 250	9 070			*12 350	8 640	9.3
	3.0 m	kg							*20 160	15 710	*16 000	11 510	13 490	8 860			12 460	8 190	9.5
	1.5 m	kg							*21 670	15 150	*16 970	11 160	13 290	8 680			12 390	8 110	9.4
	0 m	kg					*16 090	*16 090	*22 070	14 910	17 150	10 960	13 200	8 600			12 870	8 400	9.2
	-1.5 m	kg					*27 490	23 190	*21 410	14 910	*16 940	10 940					14 090	9 160	8.6
	-3.0 m	kg			*30 460	*30 460	*24 710	23 550	*19 500	15 140	*15 020	11 170					*14 180	10 760	7.7
	-4.5 m	kg			*24 240	*24 240	*19 790	*19 790	*15 120	*15 120							*13 550	*13 550	6.4
Boom: 7.0 m HD Arm: 3.0 m Shoe: 600 mm CWT: 10 600 kg	7.5 m	kg															*10 710	10 380	8.4
	6.0 m	kg									*12 850	12 440	*12 170	9 230			*10 510	8 900	9.2
	4.5 m	kg					*22 740	*22 740	*16 800	16 690	*14 050	11 970	*12 600	9 050			*10 630	8 080	9.6
	3.0 m	kg							*19 280	15 740	*15 390	11 470	*13 260	8 790			*11 050	7 660	9.8
	1.5 m	kg							*21 070	15 070	*16 510	11 060	13 190	8 570			11 610	7 570	9.8
	0 m	kg					*19 930	*19 930	*21 810	14 730	17 000	10 810	13 040	8 430			12 000	7 800	9.5
	-1.5 m	kg			*15 900	*15 900	*28 200	22 770	*21 490	14 660	16 920	10 740	13 060	8 450			13 020	8 430	9.0
	-3.0 m	kg			*28 620	*28 620	*25 770	23 090	*20 020	14 820	*15 680	10 870					*13 730	9 740	8.2
	-4.5 m	kg			*27 510	*27 510	*21 530	*21 530	*16 670	15 270							*13 570	12 580	6.9
Boom: 7.0 m HD Arm: 3.35 m Shoe: 600 mm CWT: 10 600 kg	7.5 m	kg															*9 400	*9 400	8.8
	6.0 m	kg											*11 710	9 370			*9 230	8 470	9.5
	4.5 m	kg							*16 180	*16 180	*13 650	12 120	*12 270	9 150			*9 320	7 730	10.0
	3.0 m	kg					*22 850	*22 850	*18 780	15 980	*15 070	11 610	*13 020	8 880			*9 670	7 350	10.2
	1.5 m	kg					*16 420	*16 420	*20 780	15 250	*16 310	11 170	13 250	8 630			*10 320	7 260	10.1
	0 m	kg					*20 970	*20 970	*21 780	14 840	*17 060	10 880	13 070	8 470			*11 370	7 450	9.9
	-1.5 m	kg			*15 720	*15 720	*28 880	22 800	*21 730	14 720	16 950	10 770	13 030	8 430			12 320	8 000	9.4
	-3.0 m	kg	*20 300	*20 300	*26 320	*26 320	*26 750	23 060	*20 560	14 820	*16 160	10 840					*13 360	9 120	8.6
	-4.5 m	kg			*30 200	*30 200	*22 960	*22 960	*17 760	15 170							*13 390	11 440	7.4
	-6.0 m	kg					*15 870	*15 870									*12 290	*12 290	5.6
Boom: 7.0 m HD Arm: 3.9 m Shoe: 600 mm CWT: 10 600 kg	9.0 m	kg															*7 930	*7 930	8.4
	7.5 m	kg											*9 860	9 600			*7 530	*7 530	9.4
	6.0 m	kg											*10 910	9 480			*7 410	*7 410	10.1
	4.5 m	kg									*12 820	12 250	*11 590	9 220			*7 490	7 140	10.5
	3.0 m	kg					*24 690	*24 690	*17 710	16 200	*14 350	11 690	*12 450	8 910	*9 520	6 990	*7 750	6 810	10.7
	1.5 m	kg					*21 740	*21 740	*20 000	15 350	*15 740	11 200	13 250	8 620	*9 960	6 850	*8 250	6 710	10.6
	0 m	kg					*22 680	*22 680	*21 370	14 830	*16 710	10 850	13 010	8 410			*9 030	6 860	10.4
	-1.5 m	kg	*11 000	*11 000	*15 430	*15 430	*28 930	22 570	*21 720	14 600	16 850	10 660	12 900	8 300			*10 270	7 300	9.9
	-3.0 m	kg	*18 010	*18 010	*23 640	*23 640	*27 750	22 740	*21 000	14 620	*16 520	10 660	12 980	8 370			*12 390	8 190	9.2
	-4.5 m	kg	*26 130	*26 130	*33 650	*33 650	*24 650	23 170	*18 910	14 870	*14 560	10 900					*12 890	9 940	8.1
	-6.0 m	kg			*25 190	*25 190	*19 020	*19 020	*14 120	*14 120							*12 560	*12 560	6.4

Notes:

1. Machine in “Fine Mode-F” (Power Boost) for lifting capacities.
2. The above loads are in compliance with SAE J1097 and ISO 10567 Hydraulic Excavator Lifting Capacity Standards.
3. Rated loads do not exceed 87% of hydraulic lifting capacity or 75% of tipping load.
4. Rated loads marked with an asterisk (*) are limited by hydraulic capacity rather than tipping load.

Specifications

LIFTING CAPACITY EC530E

Lifting capacity at the arm end without bucket.

For lifting capacity including bucket, simply subtract actual weight of the direct fit bucket or the bucket with quick coupler from the following values.

	Lifting Point		1.5 m		3.0 m		4.5 m		6.0 m		7.5 m		9.0 m		10.5 m		Max. reach		
			Along UC	Across UC	Along UC	Across UC	Along UC	Across UC	Along UC	Across UC	Along UC	Across UC	Along UC	Across UC	Along UC	Across UC	Along UC	Across UC	m
Boom: 6.5 m ME Arm: 2.55 m Shoe: 750 mm CWT: 10 600 kg	9.0 m	kg															*13 710	*13 710	6.1
	7.5 m	kg															*12 460	*12 460	7.4
	6.0 m	kg							*15 460	*15 460	*14 090	12 600					*12 040	10 790	8.2
	4.5 m	kg					*23 390	*23 390	*17 640	17 100	*15 010	12 240					*12 100	9 650	8.7
	3.0 m	kg							*19 980	16 260	*16 180	11 830					*12 560	9 110	9.0
	1.5 m	kg					*18 660	*18 660	*21 670	15 660	*17 140	11 490					*13 500	9 020	8.9
	0 m	kg					*28 330	23 620	*22 260	15 370	*17 520	11 290					14 390	9 370	8.6
	-1.5 m	kg			*21 630	*21 630	*28 310	23 760	*21 610	15 350	*16 880	11 300					*15 260	10 350	8.0
	-3.0 m	kg			*32 180	*32 180	*25 040	24 160	*19 280	15 610							*15 320	12 490	7.1
Boom: 6.5 m ME Arm: 3.0 m Shoe: 750 mm CWT: 10 600 kg	9.0 m	kg															*11 410	*11 410	6.6
	7.5 m	kg									*12 870	12 850					*10 570	*10 570	7.8
	6.0 m	kg									*13 210	12 670					*10 290	10 030	8.6
	4.5 m	kg					*21 510	*21 510	*16 610	*16 610	*14 260	12 260	*11 970	9 200			*10 400	9 010	9.1
	3.0 m	kg					*26 640	24 850	*19 080	16 310	*15 540	11 800	*13 620	9 000			*10 850	8 520	9.3
	1.5 m	kg					*25 960	23 700	*21 030	15 600	*16 660	11 400	13 510	8 800			*11 670	8 410	9.3
	0 m	kg					*30 000	23 350	*21 960	15 210	*17 270	11 150	*13 240	8 700			*13 090	8 700	9.0
	-1.5 m	kg			*21 810	*21 810	*28 870	23 390	*21 720	15 120	*17 020	11 090					*14 580	9 500	8.4
	-3.0 m	kg			*35 110	*35 110	*26 170	23 720	*19 990	15 300	*15 060	11 300					*14 890	11 220	7.5
	-4.5 m	kg					*20 920	*20 920	*15 290	*15 290							*14 610	*14 610	6.2
Boom: 7.0 m HD Arm: 2.55 m Shoe: 750 mm CWT: 10 600 kg	7.5 m	kg									*13 100	12 790					*12 630	11 410	8.0
	6.0 m	kg									*13 640	12 540					*12 280	9 680	8.8
	4.5 m	kg							*17 810	16 780	*14 760	12 120	*13 250	9 190			*12 350	8 760	9.3
	3.0 m	kg							*20 160	15 920	*16 000	11 660	13 680	8 980			12 630	8 310	9.5
	1.5 m	kg							*21 670	15 350	*16 970	11 310	13 480	8 800			12 560	8 230	9.4
	0 m	kg					*16 090	*16 090	*22 070	15 110	*17 370	11 110	13 390	8 720			13 050	8 510	9.2
	-1.5 m	kg					*27 490	23 500	*21 410	15 120	*16 940	11 100					*14 120	9 290	8.6
	-3.0 m	kg			*30 460	*30 460	*24 710	23 860	*19 500	15 340	*15 020	11 320					*14 180	10 900	7.7
	-4.5 m	kg			*24 240	*24 240	*19 790	*19 790	*15 120	*15 120							*13 550	*13 550	6.4
Boom: 7.0 m HD Arm: 3.0 m Shoe: 750 mm CWT: 10 600 kg	7.5 m	kg															*10 710	10 510	8.4
	6.0 m	kg									*12 850	12 590	*12 170	9 360			*10 510	9 020	9.2
	4.5 m	kg					*22 740	*22 740	*16 800	*16 800	*14 050	12 120	*12 600	9 170			*10 630	8 190	9.6
	3.0 m	kg							*19 280	15 950	*15 390	11 630	*13 260	8 920			*11 050	7 770	9.8
	1.5 m	kg							*21 070	15 270	*16 510	11 220	13 380	8 690			11 780	7 680	9.8
	0 m	kg					*19 930	*19 930	*21 810	14 930	*17 100	10 960	13 230	8 560			12 180	7 910	9.5
	-1.5 m	kg			*15 900	*15 900	*28 200	23 080	*21 490	14 870	*16 960	10 890	13 250	8 580			13 210	8 550	9.0
	-3.0 m	kg			*28 620	*28 620	*25 770	23 400	*20 020	15 030	*15 680	11 030					*13 730	9 870	8.2
	-4.5 m	kg			*27 510	*27 510	*21 530	*21 530	*16 670	15 480							*13 570	12 750	6.9
Boom: 7.0 m HD Arm: 3.35 m Shoe: 750 mm CWT: 10 600 kg	7.5 m	kg															*9 400	*9 400	8.8
	6.0 m	kg											*11 710	9 490			*9 230	8 580	9.5
	4.5 m	kg							*16 180	*16 180	*13 650	12 270	*12 270	9 280			*9 320	7 840	10.0
	3.0 m	kg					*22 850	*22 850	*18 780	16 190	*15 070	11 760	*13 020	9 000			*9 670	7 460	10.2
	1.5 m	kg					*16 420	*16 420	*20 780	15 450	*16 310	11 320	13 440	8 760			*10 320	7 370	10.1
	0 m	kg					*20 970	*20 970	*21 780	15 050	*17 060	11 040	13 260	8 590			*11 370	7 560	9.9
	-1.5 m	kg			*15 720	*15 720	*28 880	23 100	*21 730	14 920	*17 110	10 920	13 220	8 550			12 500	8 120	9.4
	-3.0 m	kg	*20 300	*20 300	*26 320	*26 320	*26 750	23 370	*20 560	15 020	*16 160	11 000					*13 360	9 250	8.6
	-4.5 m	kg			*30 200	*30 200	*22 960	*22 960	*17 760	15 380							*13 390	11 600	7.4
	-6.0 m	kg					*15 870	*15 870									*12 290	*12 290	5.6
Boom: 7.0 m HD Arm: 3.9 m Shoe: 750 mm CWT: 10 600 kg	9.0 m	kg															*7 930	*7 930	8.4
	7.5 m	kg											*9 860	9 730			*7 530	*7 530	9.4
	6.0 m	kg											*10 910	9 600			*7 410	*7 410	10.1
	4.5 m	kg									*12 820	12 400	*11 590	9 340			*7 490	7 250	10.5
	3.0 m	kg					*24 690	*24 690	*17 710	16 400	*14 350	11 850	*12 450	9 030	*9 520	7 100	*7 750	6 910	10.7
	1.5 m	kg					*21 740	*21 740	*20 000	15 560	*15 740	11 350	*13 270	8 740	*9 960	6 960	*8 250	6 810	10.6
	0 m	kg					*22 680	*22 680	*21 370	15 030	*16 710	11 000	13 200	8 530			*9 030	6 960	10.4
	-1.5 m	kg	*11 000	*11 000	*15 430	*15 430	*28 930	22 880	*21 720	14 800	*17 040	10 820	13 090	8 430			*10 270	7 410	9.9
	-3.0 m	kg	*18 010	*18 010	*23 640	*23 640	*27 750	23 050	*21 000	14 820	*16 520	10 820	*13 060	8 500			*12 390	8 310	9.2
	-4.5 m	kg	*26 130	*26 130	*33 650	*33 650	*24 650	23 480	*18 910	15 080	*14 560	11 050					*12 890	10 080	8.1
	-6.0 m	kg			*25 190	*25 190	*19 020	*19 020	*14 120	*14 120							*12 560	*12 560	6.4

Notes:

1. Machine in “Fine Mode-F” (Power Boost) for lifting capacities.
2. The above loads are in compliance with SAE J1097 and ISO 10567 Hydraulic Excavator Lifting Capacity Standards.
3. Rated loads do not exceed 87% of hydraulic lifting capacity or 75% of tipping load.
4. Rated loads marked with an asterisk (*) are limited by hydraulic capacity rather than tipping load.

Equipment

STANDARD EQUIPMENT

	EC530E
Engine	
Turbocharged, 4 stroke diesel engine with water cooling, direct injection and charged air cooler that meets EU Stage V requirements	•
Air filter with indicator	•
Air intake heater	•
Cyclone pre-cleaner	•
Electric engine shut-off	•
Fuel filter and water separator	•
Fuel filler pump: 50 l/min, with automatic shut-off	•
Alternator, 80 A	•
Electric / Electronic control system	
Advanced mode control system	•
Self-diagnostic system	•
Machine status indication	•
Engine speed sensing power control	•
Automatic idling system	•
One-touch power boost	•
Safety stop/start function	•
Adjustable LCD color monitor	•
Master electrical disconnect switch	•
Engine restart prevention circuit	•
High-capacity halogen lights:	•
Frame-mounted 2	•
Boom-mounted 2	•
Batteries, 2 x 12 V / 200 Ah	•
Start motor, 24 V / 7 kW	•
Frame	
3-point right-hand side access	•
Full height, foldable handrail and guard rail	•
Tool storage area	•
Punched metal anti-slip plates	•
Undercover (heavy-duty)	•
Undercarriage	
Mechanically retractable wide width track gauge	–
Mechanically retractable width track gauge	•
Undercover (heavy-duty)	•
Hydraulic track adjusters	•
Greased and sealed track link	•
Track Guard	•
Hydraulic system	
New electro-hydraulic system with IMVT	•
Hose rupture valve: boom, Arm	•
Overload warning device	•
2-pump flow bucket circuit	•
Swing anti-rebound valves	•
Boom and arm holding valves	•
Multi-stage filtering system	•
Cylinder cushioning	•
Cylinder contamination seals	•
Auxiliary hydraulic valve	•
Automatic two-speed travel motors	•
Hydraulic oil, ISO VG 46	•
Automatic hydraulic oil warm-up	•

STANDARD EQUIPMENT

	EC530E
Cab and interior	
ROPS (ISO12117-2) certified cab	•
Silicon oil and rubber mounts with spring	•
Travel pedals and hand levers	•
Adjustable operator seat and joystick control console	•
Control joysticks with 4 switches each	•
Heater & air-conditioner, automatic	•
Flexible antenna	•
Radio with MP3 & USB Jack with bluetooth	•
Hydraulic safety lock lever	•
Cab, all-weather sound suppressed, includes:	•
- Cup holders	•
- Door locks	•
- Tinted glass	•
- Floor mat	•
- Horn	•
- Large storage area	•
- Pull-up type front window	•
- Removable lower windshield	•
- Seat belt	•
- Safety glass	•
- Sun screens, front, roof, rear	•
- Rain shield	•
- Windshield wiper with intermittent feature	•
- Rear and side view camera	•
- Master key	•
Track shoes	
600 mm with double grousers	•
Digging equipment	
Boom: 7.0 m HD	•
Arm: 3.35 m HD	•
Manual centralized lubrication	•

Equipment

OPTIONAL EQUIPMENT

	EC530E
Engine	
Block heater: 120 V, 240 V	•
Oil bath pre-cleaner	•
Diesel coolant heater, 10 kW	•
Water separator with heater	•
Auto engine shutdown	•
Delayed engine Shutdown	•
Reversible fan drive	•
Fuel tank-fast fuel fill preparation	•
Electric	
Extra work lights: Halogen or LED :	•
- Cab-mounted 3	•
- Boom-mounted 2	•
- Counterweight-mounted 1	•
Travel alarm	•
Anti-theft system	•
Flashing beacon, LED	•
Green light beacon	•
Jump start connector, NATO	•
Dig Assist : 2D, In-Field Design and 3D	•
On-Board Weighing	•
Volvo Smart View	•
Frame	
Hydraulic removable counterweight	•
Service walk way, foldable	•
Cab entrance, foldable	•
Undercarriage	
Full track guard	•
Hydraulic system	
Boom float function	•
Hydraulic piping:	•
- Work tool management system (up to 32 programmable memories)	•
Hammer & shear:	•
- 1 and 2 pump flow	•
- Variable flow and pressure pre-setting	•
- Additional return filter	•
Slope & rotator	•
Grapple	•
Oil leak (drain) line	•
Quick coupler piping	•
Volvo hydraulic quick coupler S3	•
Volvo hydraulic quick coupler VQC-HU	•
Hydraulic oil, ISO VG 32	•
Hydraulic oil, ISO VG 46	•
Hydraulic oil, ISO VG 68	•
Hydraulic oil, biodegradable 46	•
Hydraulic oil, longlife oil 32	•
Hydraulic oil, longlife oil 46	•
Hydraulic oil, longlife oil 68	•

OPTIONAL EQUIPMENT

	EC530E
Cab and interior	
Fabric seat with heater	•
Fabric seat with heater and air suspension	•
Delux seat with multiple adjusting arm rest	•
Joystick pattern change	•
Comfort Driving Control	•
Creep travel speed	•
Opening top hatch	•
Falling object guard (FOG) :	•
- Frame-mounted	•
- Cab-mounted	•
Cab-mounted falling object protective structure (FOPS)	•
Smoker kit (ashtray and lighter)	•
Safety net for front window	•
Safety net for lower front window	•
Lower wiper with intermittent control	•
Anti-vandalism kit	•
Specific key	•
One piece front window	•
High visibility cab	•
Track shoes	
Track shoes 600/750/900 mm with triple grousers	•
Track shoes 600 mm with double grousers	•
Digging equipment	
Boom: 6.5 m ME	•
Arm: 2.55 m, 3.0 m, 3.9 m	•
Linkage with lifting eye	•
Service	
Tool kit, daily maintenance	•
Tool kit, full scale	•
Automatic lubrication system	•
Cleaning air gun	•
Air pressure supply in cabin	•
Caretrack	•

SELECTION OF VOLVO OPTIONAL EQUIPMENT

Deluxe seat



Climate control with HEPA filter



Reversible cooling fan



Foldable walkway



Fast fuel filling preparation



Dig Assist apps, powered by Volvo Co-Pilot



Not all products are available in all markets. Under our policy of continuous improvement, we reserve the right to change specifications and design without prior notice. The illustrations do not necessarily show the standard version of the machine.